

The Open University of Sri Lanka
Faculty of Engineering Technology
Department of Textile and Apparel Technology



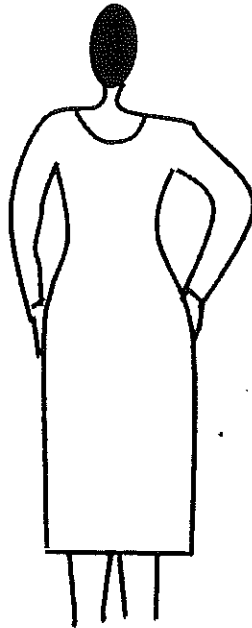
Study Programme	: Bachelor of Industrial Studies Honours
Name of the Examination	: Final Examination
Course Code and Title	: TAI3533 Pattern Construction
Academic Year	: 2020/2021
Date	: 24 th February 2022
Time	: 0930-1230 hrs
Duration	: 3 hours

General Instructions

1. Read all instructions carefully before answering the questions.
 2. This question paper consists of **eight (8)** questions in **four (4)** pages.
 3. Answer six (6) questions including the question 1, which is compulsory.
 4. Answer for each question should be commenced from a new page.
 6. Answers should be in clear handwriting.
 7. Do not use red colour pens.
 8. Write the index number in each answer script.
-

Compulsory Question

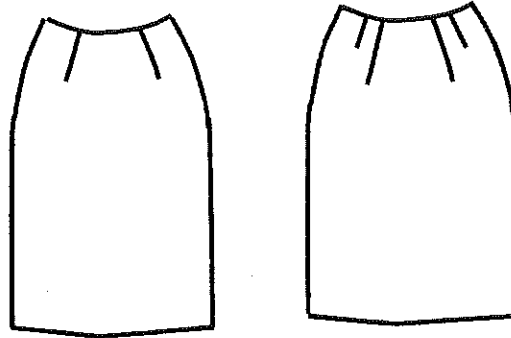
- (1) Following is sketch of a lady wearing a dress style. Answer the questions based on the given dress style.



- (a) What are the required pattern pieces for this dress? (3 Marks)
- (b) List down all the measurements required to construct patterns for the dress style. (5 Marks)
- (c) With clear diagrams explain the method of taking five (5) measurements you mentioned in part (b). (5 Marks)
- (d) Describe pattern drafting and pattern manipulation which can be followed to construct patterns for this dress. (4 Marks)
- (e) Draw rough sketches of all the required pattern pieces of the dress and indicate the relevant pattern specifications on them. (5 Marks)
- (f) Discuss the issues which may arise if the pattern maker does not give clear pattern specifications. (3 Marks)

Answer any five (5) questions from the following (7) questions

- (2) Following are front and back views of a basic skirt.



Front

Back


- (a) What are the measurements required to construct patterns for the skirt? (2 Marks)
- (b) Explain the reason for having two darts at the front waist line and four darts at the back waist line. (3 Marks)
- (c) Explain the steps to be followed to construct the back skirt pattern shown in the diagram. (10 Marks)
- (3) (a) Draw a front view of a basic bodice block and explain the uses of darts if any. (2 Marks)
- (b) What are the measurements required to construct the patterns for the bodice block you sketched in part (a), (3 Marks)
- (c) Explain with clear sketches, the method of constructing the pattern you sketched in part (a). (10 Marks)
- (4) Explain the method of constructing the women's basic sleeve pattern starting from the armhole curve of the basic front and back bodice block patterns. (15 Marks)
- (5) (a) Discuss different types of darts with reference to bodice patterns. (3 Marks)
- (b) Distinguish between pleats and gathers with examples. (3 Marks)
- (c) Explain front and back patterns construction for a one-piece dress from the basic front and back bodice block patterns. (9 Marks)

- (6) (a) Draw a production sketch of a tunic shirt and name all the style features.

(3 Marks)

- (b) With rough sketches explain the method of constructing of the back pattern you sketched in part (a). (12 Marks)

- (7) Following is a front view of a trouser style.



- (a) What are the style features of this trouser? (2 Marks)
- (b) With clear diagrams explain the method of taking all the required measurements to construct patterns for the trouser. (4 Marks)
- (c) With the help of rough sketches explain the construction steps to develop the front pattern for the above trouser. (9 Marks)

- (8) Explain the construction steps to develop the front pattern pieces of a baby girl dress style given in the below diagram. (15 Marks)

