


**THE OPEN UNIVERSITY OF SRI LANKA**  
**DIPLOMA IN INDUSTRIAL STUDIES**  
**FINAL EXAMINATION - 2006/2007**  
**TTI3240/TTD1240- PATTERN CONSTRUCTION**  
**DURATION – THREE HOURS**



118

---

**DATE: 22<sup>nd</sup> March 2007**

**TIME: 0930 – 1230 HOURS**

---

**Total Number of questions =09 Number of questions to be answered = 06**  
**Answer Question 1 which is compulsory and additional five (5) questions.**  
**Question 1 carries twenty five (25) marks.**

- (1) (a) What are the two main conditions that should be met in order to take accurate body measurements?
- (b) Why is it important to include pattern specifications in each pattern drafted?
- (c) How do you take the body rise measurement from a male figure?
- (d) Write four (4) factors that you considered in classifying size charts.
- (e) Why is it enough to construct only half of the basic pattern for most of the garments?
- (f) Write four different styles of shirt front openings.
- (g) Why seat angle is important, when constructing trouser underside pattern?
- (h) Dart can be manipulated to various positions in women's bodice block. Name six such positions.
- (i) What are the three (3) main requirements to draft patterns?
- (j) Why darts are important when constructing patterns?


- (2) (a) A person who decides the style of a garment makes his decision based on several factors.

Explain four (4) such factors.

(4 marks)

- (b) The following figure shows the front and back view of a ladies dress.

Answer the following questions based on the figure.



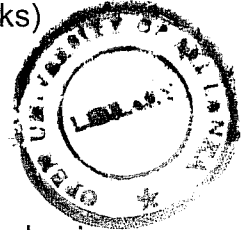
- (i) What are the required measurements to construct patterns for the above dress?

Explain the method of taking all these measurements. (6 marks)

- (ii) Draw the shape of the pattern pieces required to construct the above dress and indicate the pattern specification for each pattern.

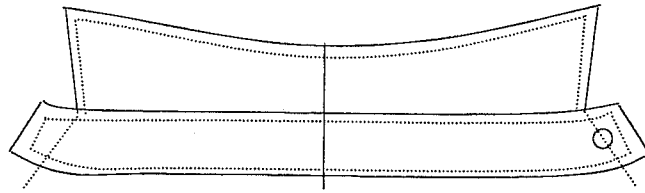
(5 marks)

- (3) (a) Explain the two main methods of pattern construction. (6 marks)
- (b) Explain with examples the importance of using special tools and equipments to construct patterns. (4 marks)
- (c) Explain the duties of a pattern maker. (5 marks)



- (4) (a) What are the measurements required to construct patterns for a basic Skirt? (2 marks)
- (b) With rough sketches explain the construction steps to develop front patterns for a basic skirt block. (11 marks)
- (c) Write pattern specifications for the front skirt pattern. (2 marks)
- (5) (a) What are the measurements required to construct patterns for a ladies basic bodice block? (3 marks)
- (b) With rough sketches explain the construction steps to develop back pattern for the basic bodice block. (12 marks)
- (6) Basic sleeve pattern for a ladies dress can be constructed using basic front & back basic bodice block patterns.  
Explain with rough sketches the construction steps to develop patterns for the basic sleeve using the bodice block patterns. (15 marks)

- (7) Following figure shows a two piece gent's shirt collar.

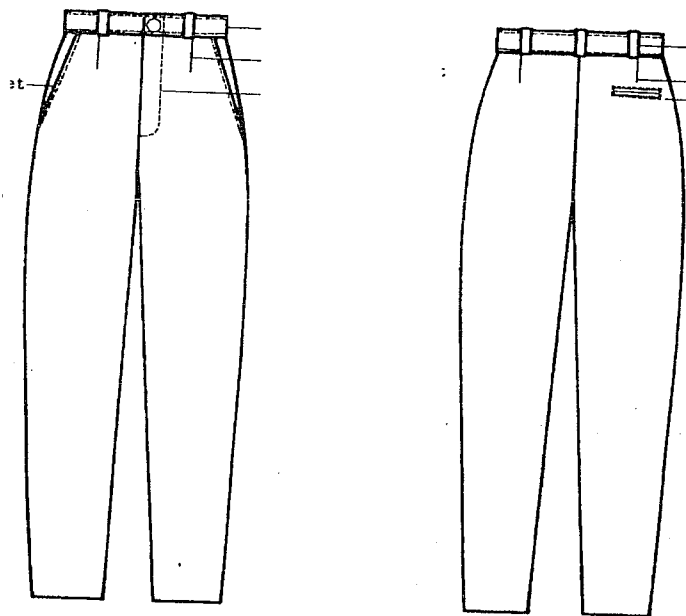


Explain the methods of constructing patterns for the collar stand and collar fall if you are provided the following measurements.

Neck, back neck, width of collar stand, width of collar fall and collar edge.

(15 marks)

- (8) Following figure shows a front and back views of a basic trouser. Answer the following questions based on the figure.



- (a) Write the measurements required to construct patterns  
(2 marks)
- (b) What are the required pattern pieces to cut and sew the garment?  
(2 marks)
- (c) With rough sketches explain the method of constructing patterns for the trouser top side (front).  
(11 marks)

- (9) (a) Draw rough sketches for following style variations in children's wear.
- (i) Hawai collar with two patch pockets and slack.(Boy's wear)
  - (ii) Chinese collar, welt pocket in front with close fitting slack.(Boy's wear)
  - (iii) Peter-pan collar, gathered sleeve with patch pockets.
  - (iv) Boat neck, front yoke, puffed sleeve with front gathering.

(4 marks)

- (b) Explain the procedure to construct the back pattern for Boy's shirt with rough sketches.

(11 marks)